



US00D739116S

(12) **United States Design Patent**
Pintéus

(10) **Patent No.:** **US D739,116 S**

(45) **Date of Patent:** **** Sep. 22, 2015**

- (54) **ROLLED NECKTIE**
- (71) Applicant: **Valter José Ramos Pintéus**, Montreux (CH)
- (72) Inventor: **Valter José Ramos Pintéus**, Montreux (CH)
- (**) Term: **14 Years**
- (21) Appl. No.: **29/503,191**
- (22) Filed: **Sep. 24, 2014**

4,404,688 A * 9/1983 Knight 2/207
 D400,335 S * 11/1998 Metcalf D2/500
 6,247,207 B1 * 6/2001 Nitsche 24/66.4
 D692,567 S * 10/2013 Ross D24/191
 2015/0059061 A1* 3/2015 Lambert 2/244

* cited by examiner

Primary Examiner — Karen E. Eldridge Powers

Assistant Examiner — Jasmine Mlinarcik

(74) *Attorney, Agent, or Firm* — Kintner IP, LLC; Mary Frances Ludwig

(30) **Foreign Application Priority Data**

Apr. 10, 2014 (WO) DM/083 552

(51) **LOC (10) Cl.** **02-05**

(52) **U.S. Cl.**

USPC **D2/605**

(58) **Field of Classification Search**

USPC D2/500, 501, 502, 503, 504, 505, 506,
D2/507, 508, 600, 601, 602, 603, 604, 605,
D2/606, 607, 608, 609

CPC ... A41D 25/00; A41D 25/001; A41D 25/003;
A41D 25/02; A41D 25/025; A41D 25/027;
A41D 23/00; A41D 2023/002; A41D
2023/004; A41D 2023/008

See application file for complete search history.

(56) **References Cited**

U.S. PATENT DOCUMENTS

2,408,885 A * 10/1946 Romme 2/155
3,276,037 A * 10/1966 Englehaupt 2/146

(57) **CLAIM**

The ornamental design for a rolled necktie, as shown and described.

DESCRIPTION

FIG. 1 is a perspective view of a rolled necktie showing my new design;

FIG. 2 is a front elevation view thereof;

FIG. 3 is a rear elevation view thereof;

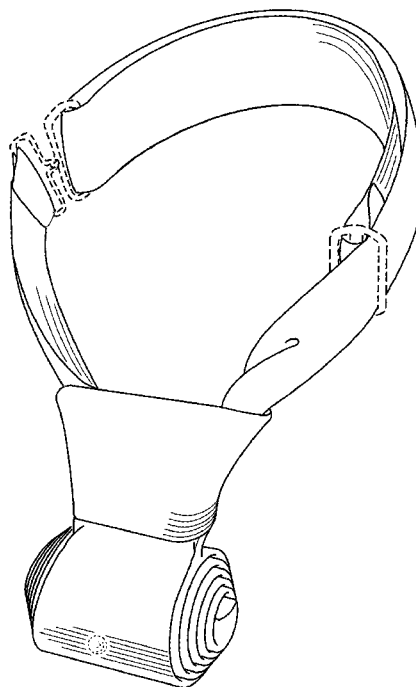
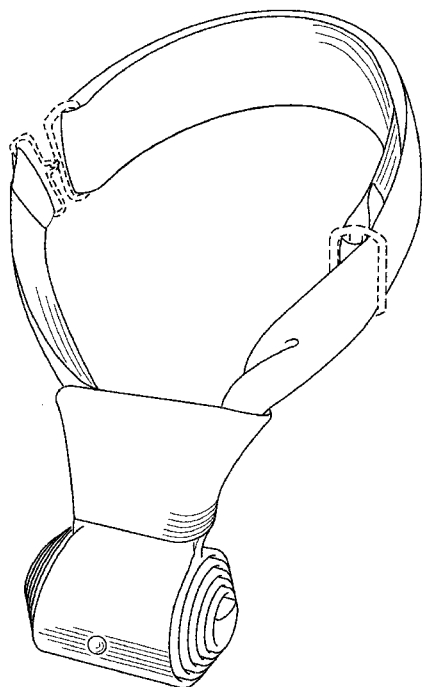
FIG. 4 is a perspective view of a second embodiment thereof; and,

FIG. 5 is a perspective view of a third embodiment thereof.

The claimed design comprises an adjustable rolled necktie. In the embodiments of FIGS. 1-4, the rolled position is secured with a pin which includes an ornament, such as a pearl (see FIGS. 1-3) or precious stone (see FIG. 4), disposed on one end.

Elements shown in broken lines form no part of the claimed design.

1 Claim, 5 Drawing Sheets



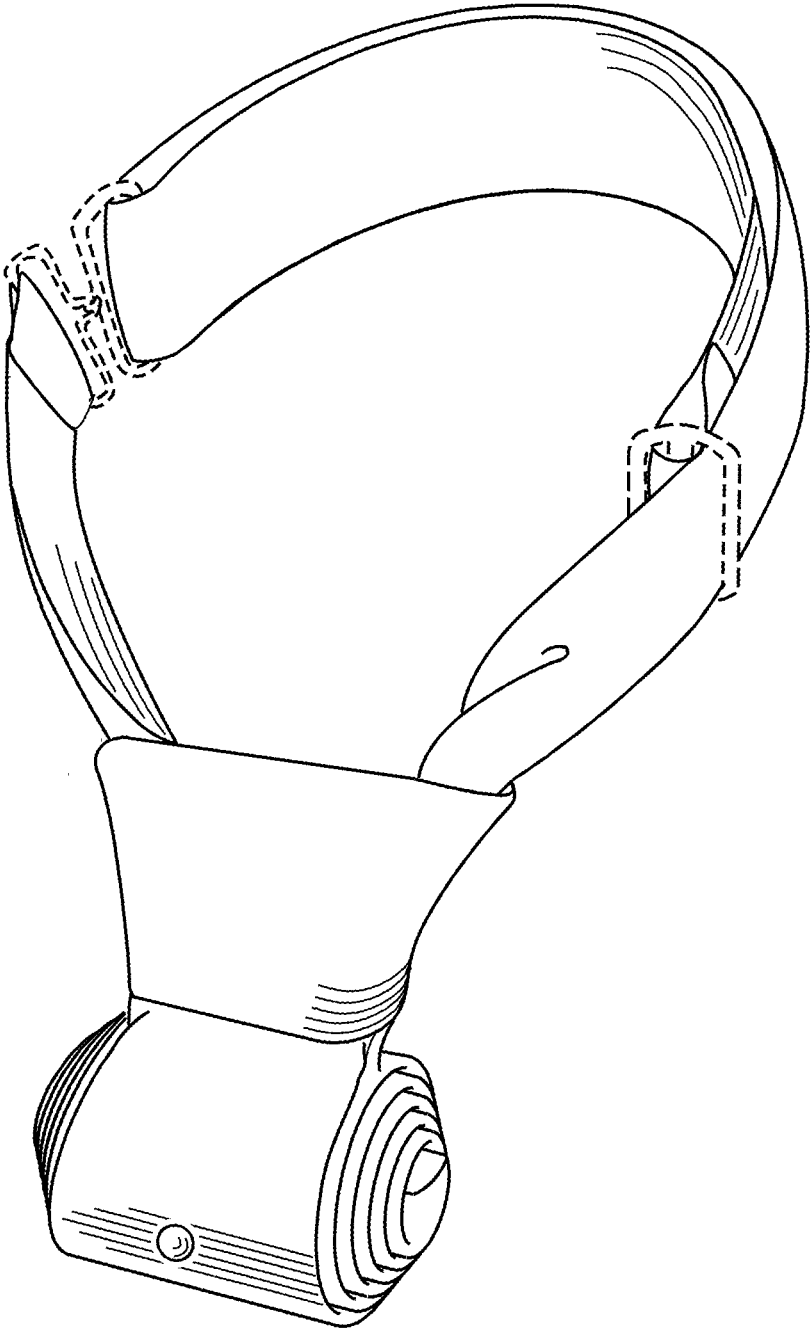


FIG. 1

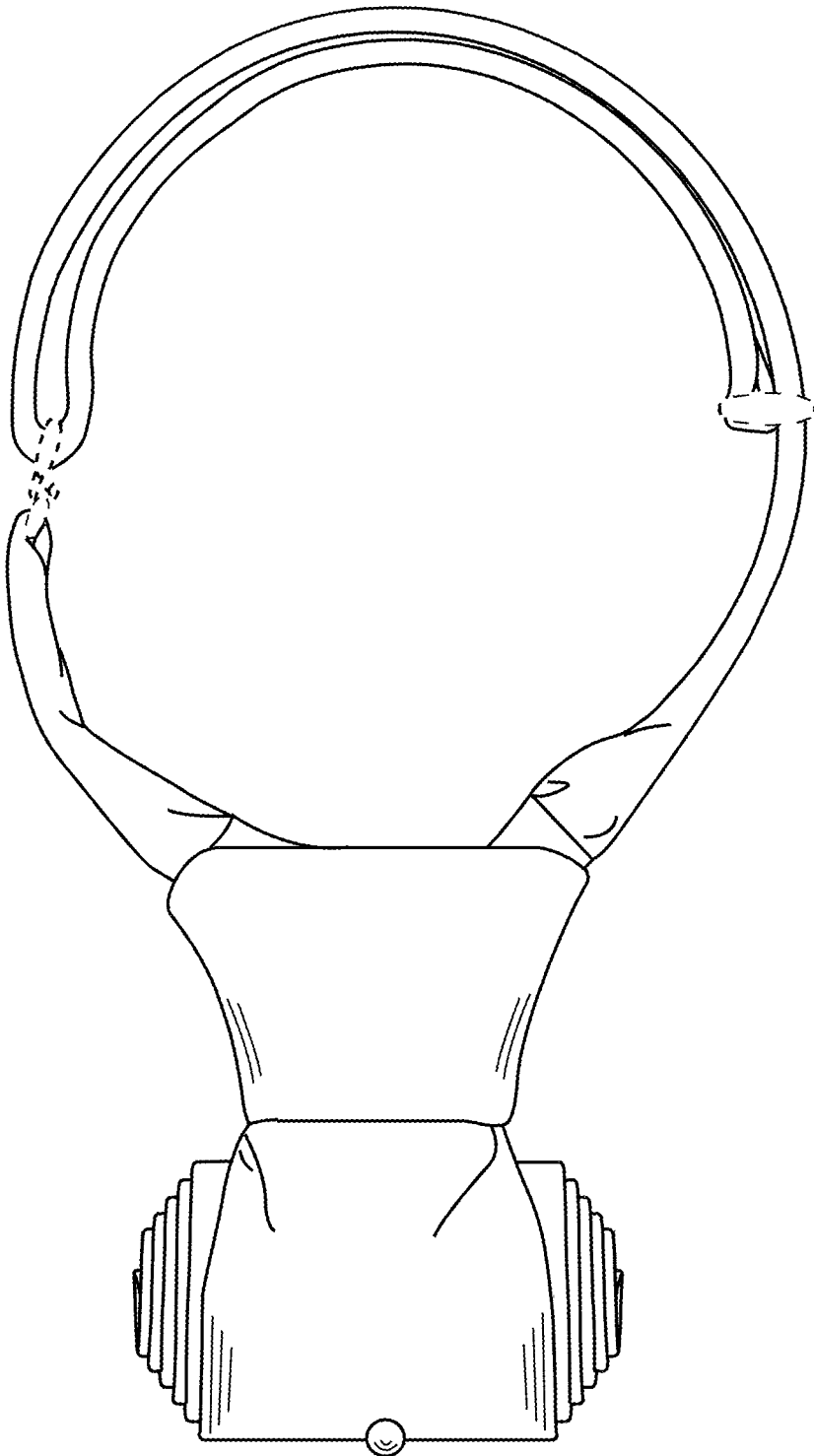


FIG. 2

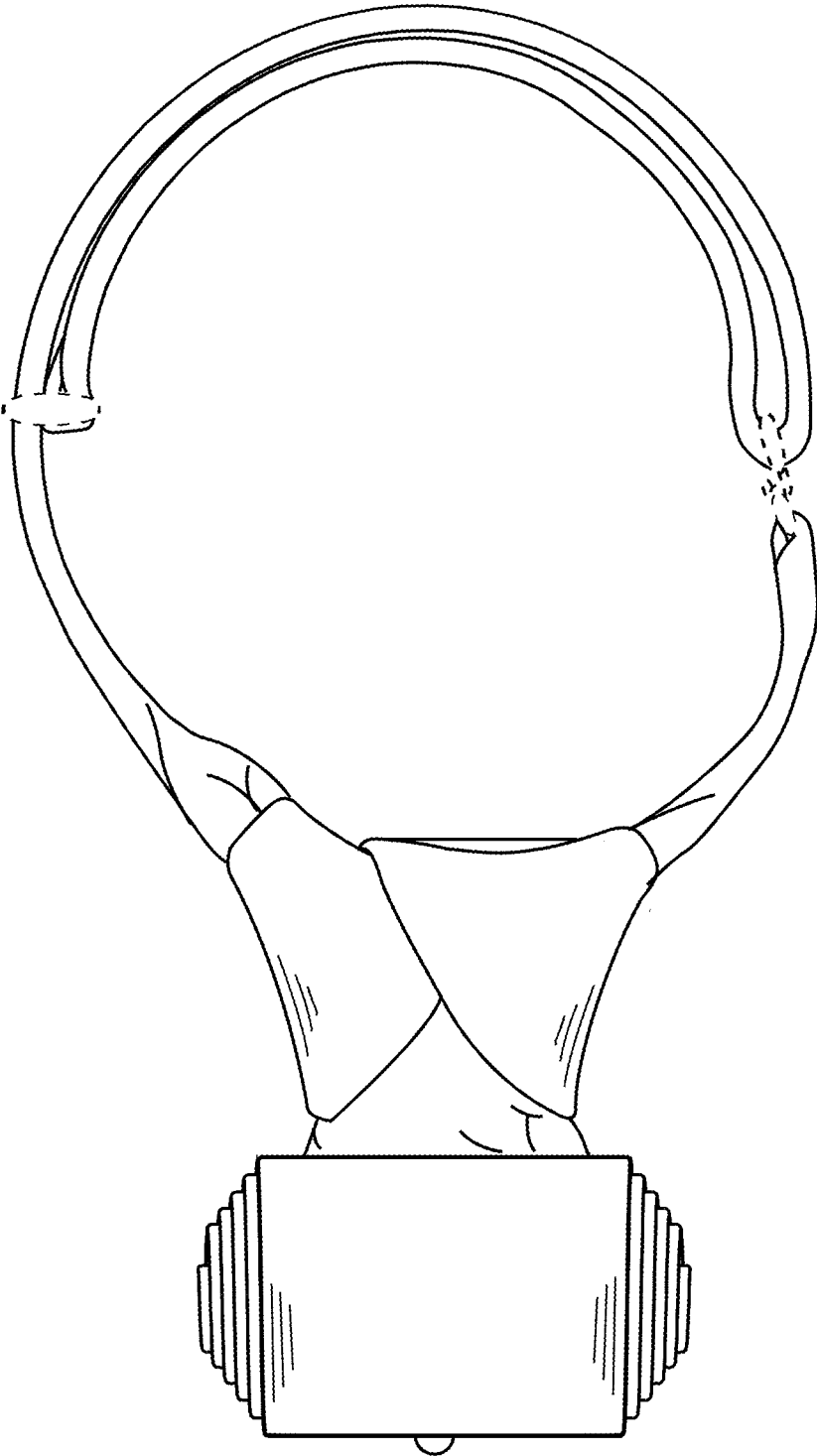


FIG. 3

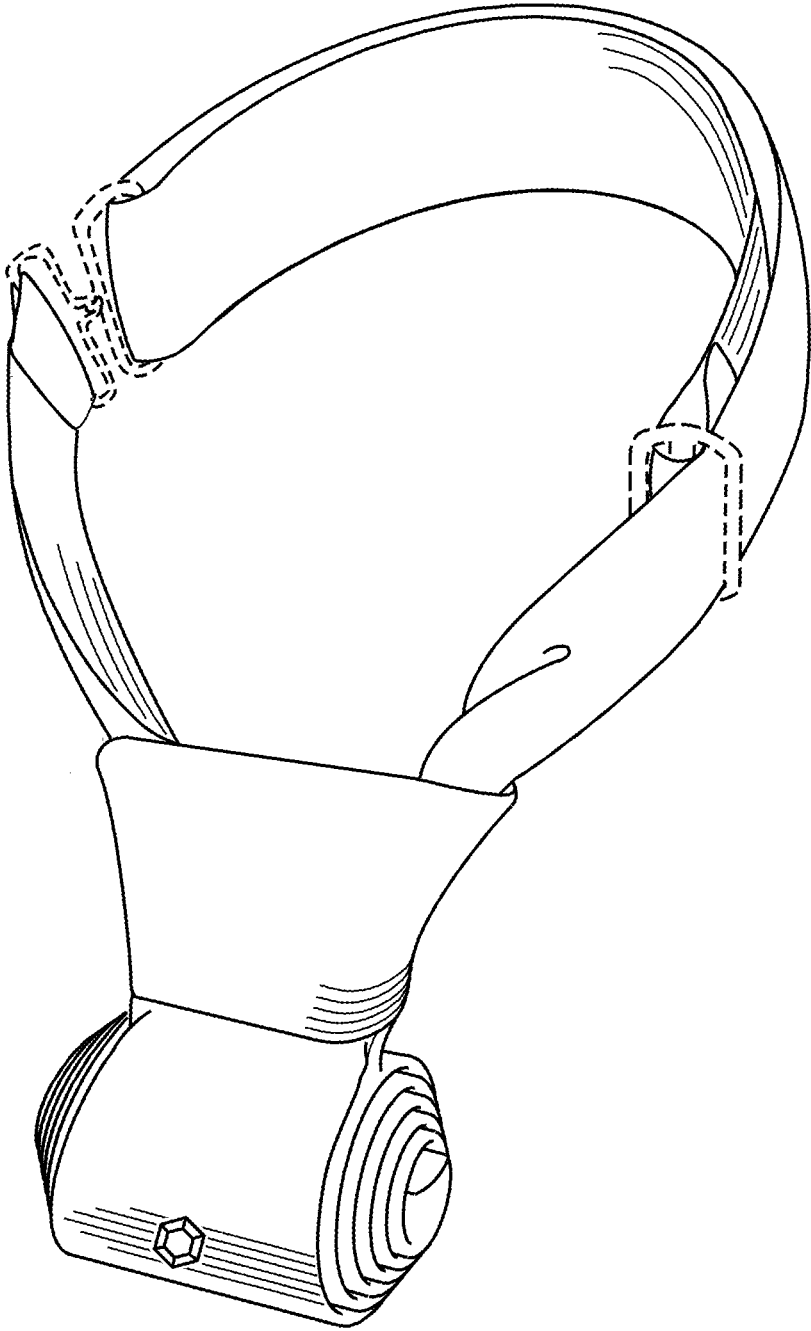


FIG. 4

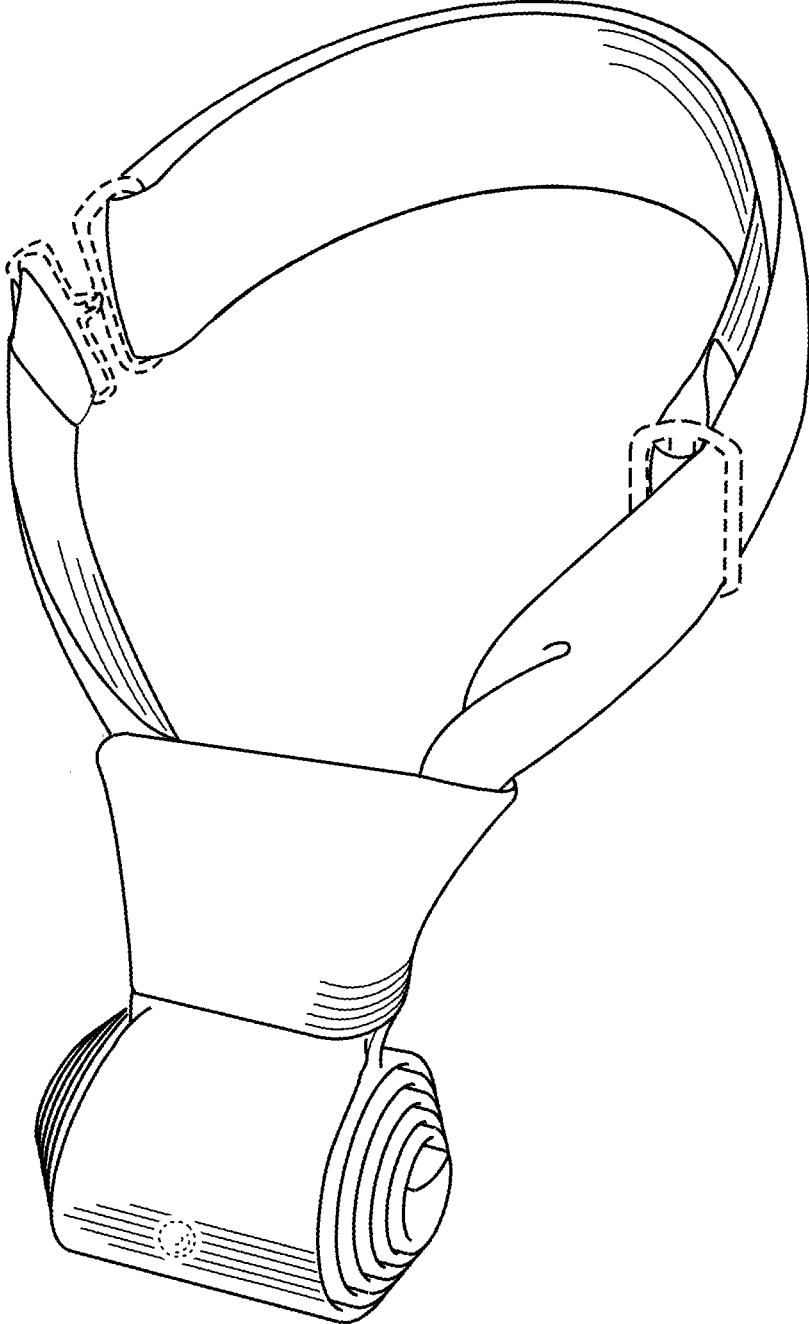


FIG. 5